

OMNIA  
ARCHITECTURAL OPENINGS

PRODUCT CATALOG

# AT OMNIA,

---

Our objective is to kick start your renaissance.

Whether at work or at home, anywhere we choose to breathe for a bit and escape the turmoil of life is significant. It may be a room to some, but to others, it's an island where imaginations run untamed, and experience becomes insight. Here, the focus is on you.

Artistic simplicity, preserved and improved architectural integrity, and impeccable integration within your space are guaranteed. Our products allow you to recharge, recover, feel driven, and pursue the best version of yourself.

Examine our collection of cutting-edge windows and doors that make your in-and-out space the pinnacle of sophistication.








# OUR VALUE

---

Our collection of artistically and aesthetically designed windows and doors turn your space into a place that speaks 'you'. Affordability, quick turnaround, top-tier quality, and true satisfaction are assured.

Experience the age of green architecture in our collection. Our windows and doors are composed of modern energy-efficient materials providing that first-class environment you seek: guaranteed energy conservation, safety, durability, and little to zero environmental impact.

The sophistication, style, and smoothness in our collection offers a myriad of options to choose from. A tour through OMNIA's collection reveals the precise artistry, attention to the very last detail, and the true value of our offerings.







# ABOUT OMNIA

---

With a background in architecture and custom home development, OMNIA is an expert manufacturer of windows and doors with up-to-date technologies and energy-efficient solutions.

We pride ourselves on reliable service and having an extensive range of ultra-modern products that fit varying building and renovation projects in style.

In addition to conservation, our products are curated by integrating contemporary information technology and mechanical and electrical services to comply with modern health, safety, and fire regulations. At OMNIA, our goal isn't just the experience; it's about quality and reliability.







# OUR SERVICES

---

## COMPLETE CUSTOMIZATION

---

If you have a vision, we can help you achieve it! Our customized solutions provide beautiful window features that are entirely unique to your home or project. Our highly trained staff of engineers and designers will work with you to bring your vision to life!

## ENERGY CONSCIOUS

---

We understand you're looking for beautiful window solutions that are energy-efficient. We offer a variety of thermally-broken options with each product that have been rigorously tested to meet the standards of our valuable customers.

## CLIMATE CAPABILITY

---

We can't control mother nature, but we can assure that our solutions will withstand the most severe weather conditions. Temperature changes to flooding and high-force winds, our solutions will help your project face the weather for years to come.

# HORIZON

---

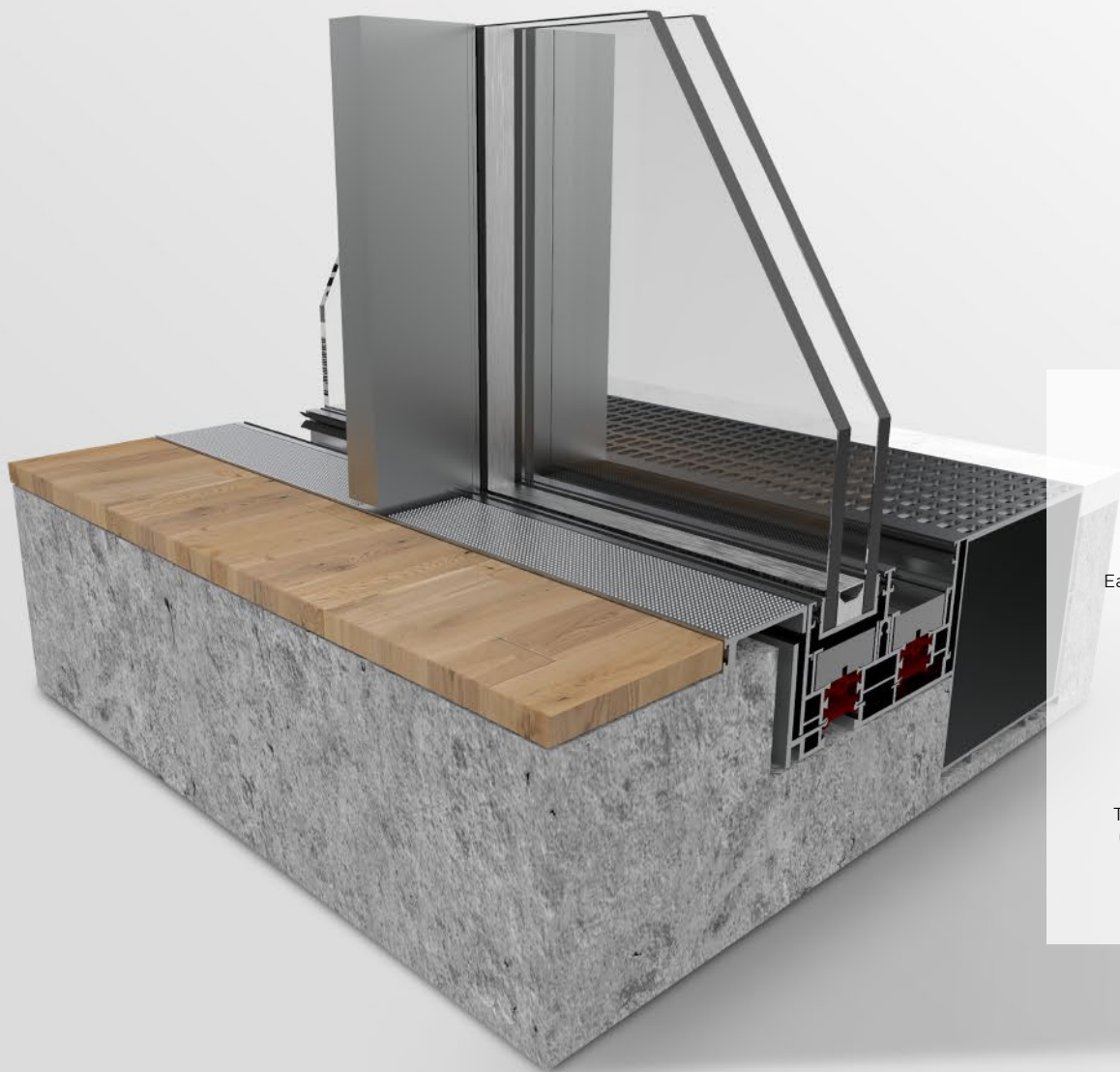
Our sumptuous window fenestration provides a pure vision. A sense of relaxation, pride, motivation, security, and oneness with nature, inside and outside your premises.

The aluminum frame profiles of our Horizon line can be integrated into the floor, ceiling, and walls of your premises, only seen at a minimum level from the outside. The thin sliding profiles remain visible at just 0.79 in. wide.

The OMNIA Horizon aluminum sliding system also offers the complete spatial experience that spells exclusivity with a harmonious combination of internal and external value. With the capacity to augment superlative curb appeal, our Horizon system lets you take advantage of the view and light at the maximum level of perfection.







## KEY FEATURES

---



Each panel can carry  
up to 1,320 lbs



Maximum width  
of 10 ft.



Maximum height  
of 19 ft.



Maximum depth  
of 1.25 in.



Sound Isolation  
of 35dB



Thermal Insulation  
(Uw) is 1.7 W/m2K



Air Permeability  
of A4 (600 Pa)



Water permeability of  
E1500 (1500Pa)



Wind load resistance  
of 2000 Pa



Anti-burglary  
system

# MINIMUS

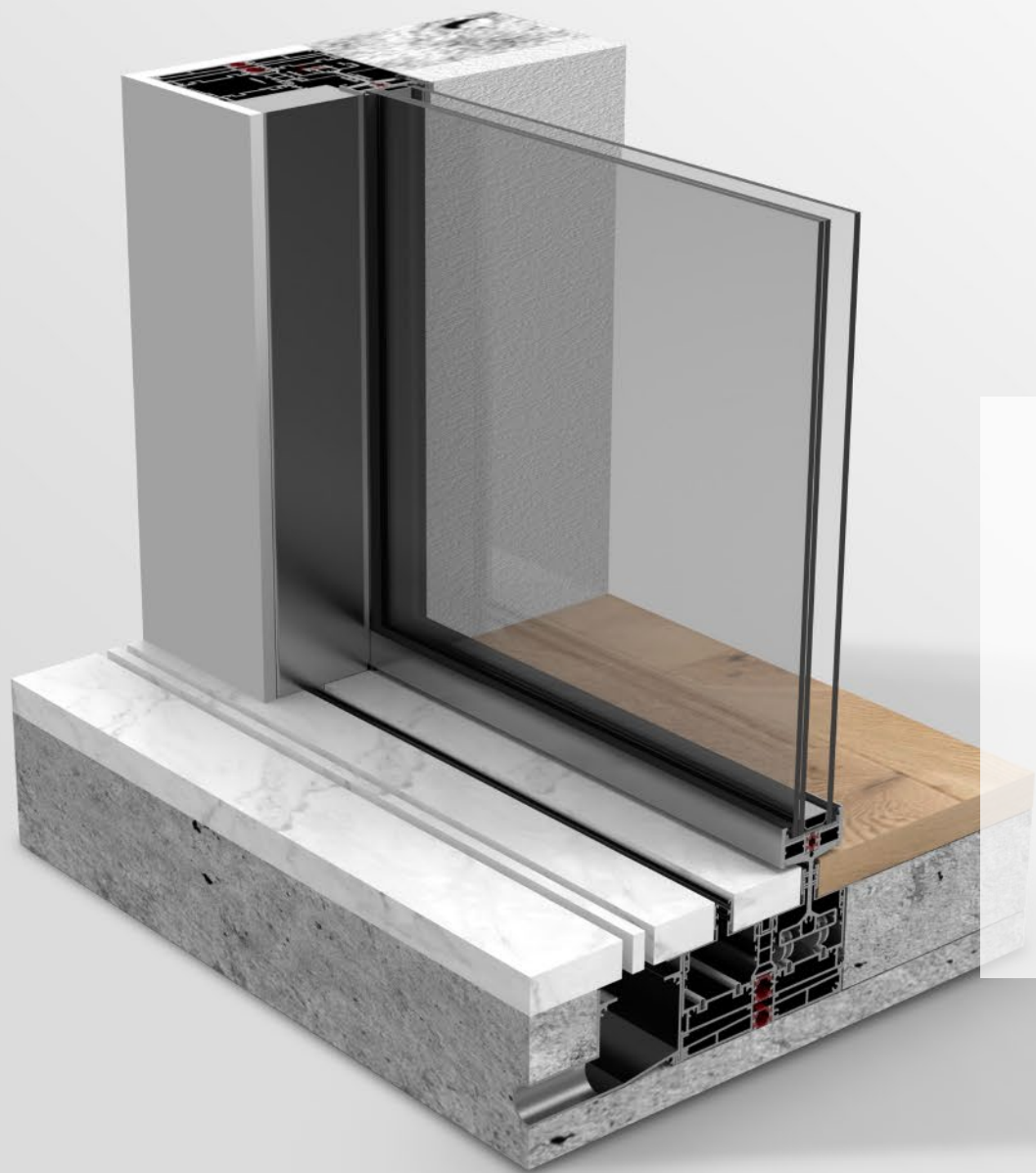
---

Our optional hidden rail system caters to even the most demanding of design aficionados by further increasing architectural alternatives should you choose to implement. This minimalistic insulated sliding window system appears virtually frameless and offers the maximum available light and view imaginable. The elegant design and concealed profiles eliminate any perceived barrier between inside and out.

The minimus hidden rail system is available in a range of options that can accommodate single or multi rail formats. The various glazing options including anti burglary glass are sure to satisfy even the most challenging requirements. Designed with precision in mind, the engineering of our hidden rail system is truly a work of art.







## KEY FEATURES

---



Each panel can carry  
up to 1,320 lbs



Maximum width  
of 10 ft.



Maximum height  
of 19 ft.



Maximum depth  
of 1.25 in.



Sound Isolation  
of 35dB



Thermal Insulation  
(Uw) is 1.7 W/m2K



Air Permeability  
of A4 (600 Pa)



Water permeability of  
E1500 (1500Pa)



Wind load resistance  
of 2000 Pa



Anti-burglary  
system

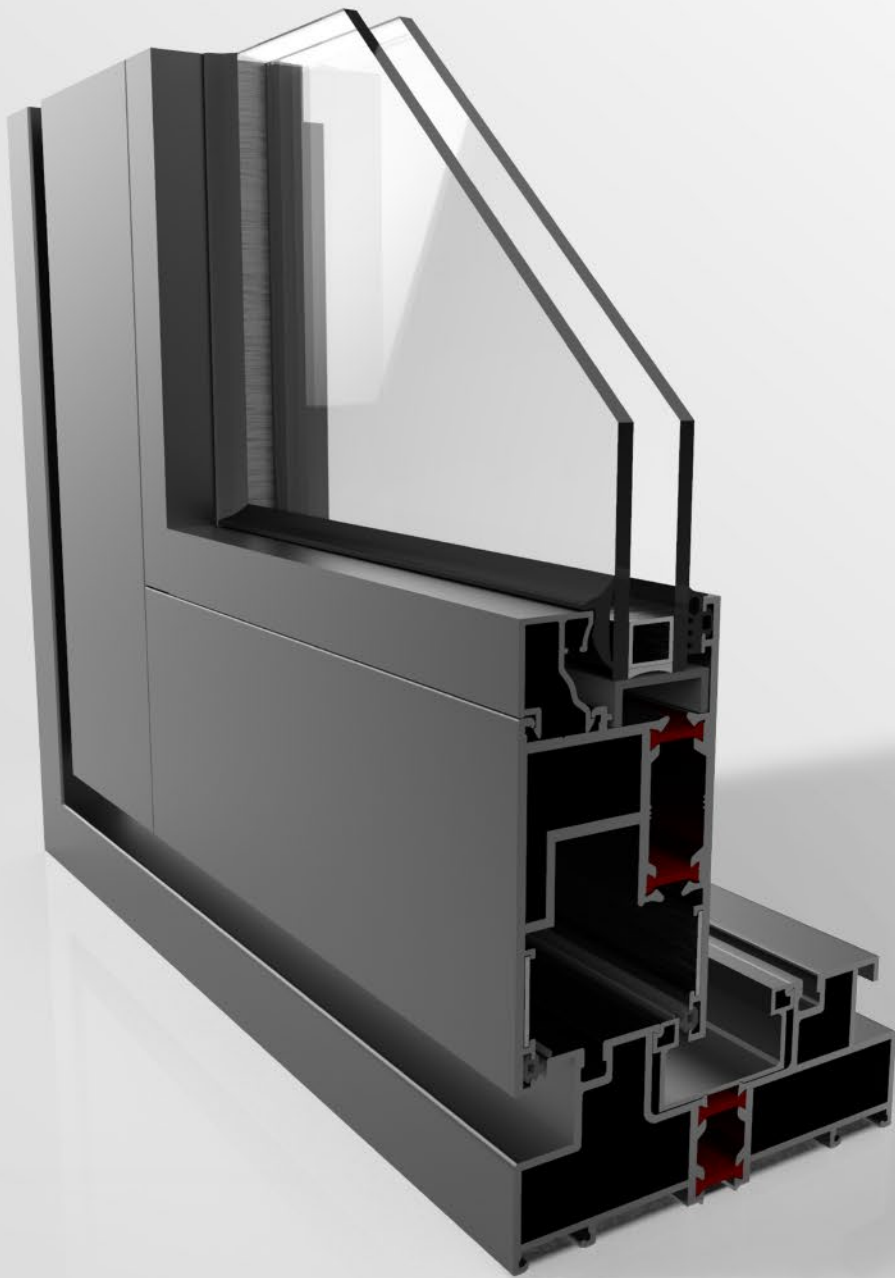
# CIRRUS

---

Our Cirrus sliding series offers a breath of fresh air to your space for years to come.

Our customizable insulated aluminum sliding system is designed with aesthetic and elegance in mind. The Cirrus system can be ordered as a lift-and-slide as well as a simple slide configuration providing you with multiple options to suit your construction and taste. With reinforced profile options available including single, double, and triple rail applications, your space will provide the clarity and freedom you've been waiting for.





## KEY FEATURES

---



Thermal insulation bar  
thickness of 0.58 in.



Maximum glass  
thickness of 1.3 in.



Vent depth  
of 2.05 in.



Maximum frame  
depth of 7.12 in.



Sound Isolation  
of 30dB



Profile wall thickness of  
0.06 / 0.07 / 0.08 in.



Thermal Insulation ( $U_w$ )  
is 3.89 - 4.52 W/m<sup>2</sup>K



Air Permeability  
of A4 (600 Pa)



Water permeability  
of E1200 (1200Pa)



Wind load resistance  
of 1200 Pa

# STRATUS


---

The OMNIA Stratus system establishes a seamless minimalism to create your perfect view.

Similar to our mid-profile sliding system, this low profile straight line insulated aluminum sliding system provides a beautiful vista for your aspiring space. The Stratus system showcases a larger surface area than the Cirrus series and can be fitted with a sliding net screen, allowing for ease-of-integration into existing systems with a lower profile and lower impact on your space.







# KEY FEATURES



Thermal insulation bar  
thickness of 0.58 / 0.67 in.



Maximum glass  
thickness of 1.26 in.



Maximum vent  
depth of 4.08 in.



Maximum frame  
depth of 6.94 in.



Sound Isolation of  
30dB



Profile wall thickness of  
0.06 / 0.07/ 0.08 in.



Thermal Insulation  
(Uw) is 1.97 W/m2K



Air Permeability  
of A4 (600 Pa)



Water permeability of  
E1200 (1200Pa)



Wind load resistance  
of 1200 Pa

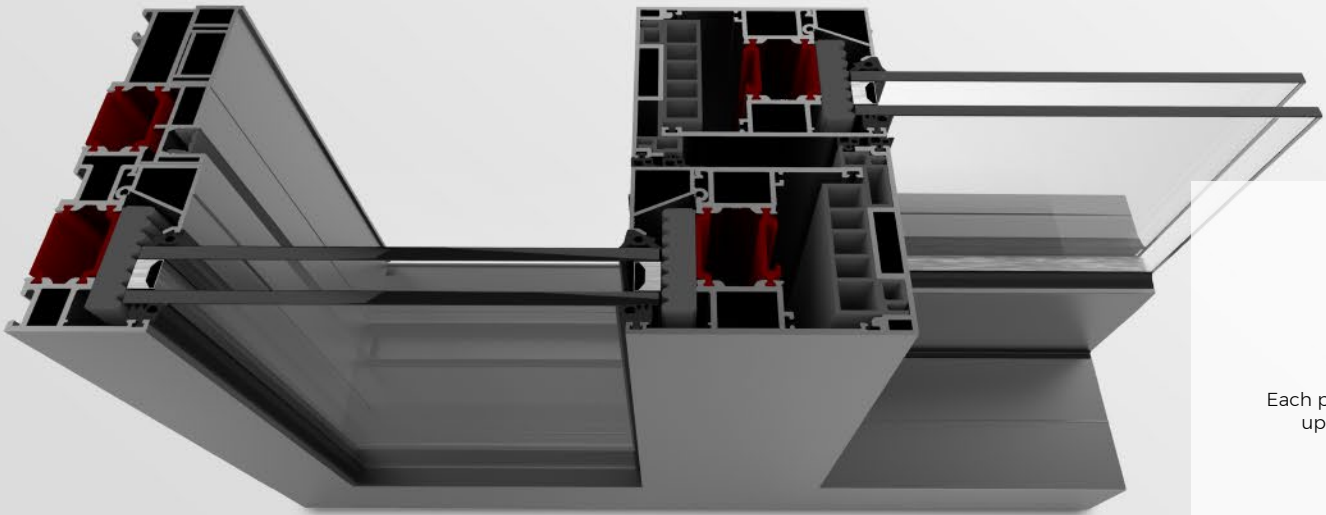


# ANVIL

The OMNIA Anvil system provides high-demand performance with a focus on eco friendly solutions.

Our Anvil series is comprised of a silent, easy-to-use drive architecture with a tightly sealed intelligent closing system for high-performance projects. The Anvil Sliding series is stylish, while providing ultimate security for structures where hurricane-force wind loads occur. Our innovative system has industry leading sound insulation and is produced from recycled materials making it a sustainable building material. The Anvil series provides a game-changing option for those seeking a safe, secure and responsible solution.





# KEY FEATURES



Each panel can carry up to 440 lbs



Maximum width of 59.06 in.



Maximum height of 98.43 in.



Maximum depth of 1.1 in.



Thermal Insulation (Uw) is 1.8 W/m²K



Air Permeability of A4 (600 Pa)



Water permeability of E1500 (1500Pa)



Wind load resistance of 5500 Pa

# CUMULUS

---

The OMNIA Cumulus heat insulated door and window system line offers an array of options with its highly versatile sash profile, making it ideal for both interior and exterior spaces.

This system offers a chasing depth of 2.17 in. and a sash depth of 2.55 in. Medium sash bar profile with grillage for high static values and sash profiles appropriate for PVC opening accessories as well as standard opening, tilt&turn, concealed sash, pull drive, folding, and pivot opening options.

It offers ease of use in interior and exterior spaces with its sash profiles appropriate for normal opening, tilt & turn, concealed sash, pull drive, folding and pivot opening.








## KEY FEATURES

---



Chasing depth  
of 2.17 in.



Sash depth of  
2.56 in.

**PVC**

Compatible with PVC  
opening accessories



Thermal Insulation  
(Uw) is 2.19 W/m<sup>2</sup>K



Acoustic performance  
rating of 32dB



Wind load resistance  
of 1600 Pa

# NIMBUS

---

The OMNIA Nimbus window and door system's unique insulation and construction provides high-performance values through all seasons.

This Aluminum profile contains extra thermal insulation for demanding and extreme weather conditions. The three chamber profile offers a third pane of glass to the window or door system, creating an additional barrier that's ideal for environments with high wind loads and dramatic temperature-shifts.







# KEY FEATURES



Thermal insulation bar  
thickness of 1.34 in.



Maximum thickness  
of 1.89 / 2.28 in.



Vent depth of 2.56  
in - 3.35 in.



Frame depth  
of 2.95 in.



Sound Isolation  
of 38.9dB



Wall thickness of  
0.06 / 0.08 in.



Thermal Insulation (Uw)  
is 1.25 ~ 1.82 W/m<sup>2</sup>K



Air Permeability  
of A4 (600 Pa)



Water permeability  
of E1200 (600Pa)



Wind load resistance  
of 1200 Pa

# INFINITY


---

The infinity system offers the perfect combination of minimalist design and high-performance reinforcement.

The infinity hidden frame window and door system features a low profile hidden sash opening feature, allowing the framing to be hidden from the outside whether opened or closed. While maintaining the beauty of your location, the system also offers excellent protection features such as the reinforced medium frame bar and heat barrier technology, providing excellent protection from both high wind loads and shifting temperatures.







# KEY FEATURES



Thermal insulation bar  
thickness of 0.94 in.



Maximum glass  
thickness of 0.94 in.



Vent depth  
of 2.84 in.



Frame depth  
of 2.64 in.



Sound Isolation of  
35.5dB



Wall thickness of  
0.06 / 0.07 / 0.08 in.



Thermal Insulation  
(Uw) is 1.94 W/m²K



Air Permeability  
of A4 (600 Pa)



Water permeability of  
E1200 (600Pa)



Wind load resistance  
of 1200 Pa

# GLASS RAILING SYSTEMS

---

Our on-floor glass railing systems distinguish your projects with aesthetic, durability and a wide array of features to suit your needs.

OMNIA provides a wide array of glass railing systems designed specifically for indoor and outdoor functionality. From residential to commercial use, our systems seamlessly integrate into your location with multiple options available for support bases, covers, end caps and rail options.

With aesthetic in mind, our rail systems are designed to meet all ranges of needs and applications.





## KEY FEATURES

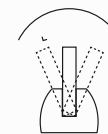
---



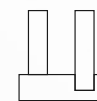
Multiple footing  
profiles available



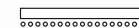
Multiple glass  
thicknesses available



Inward and outward  
inclined glass applications



In-floor and On-floor  
applications



LED track rail system  
options available



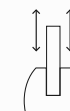
Multiple density alloy  
systems options



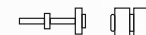
Statical loading test  
results of  $1 \text{ KN} / \text{m}^2$



Multiple cap  
alternatives available



Adjustable height  
options available



Multiple stand-off  
and adapter options

# PIVOT

---

The look and feel of our Pivot doors will entice you to reflect upon the moment you're not only stepping into but also through. These functional works of art have been engineered with ease of use, unprecedented quality, and pure simplicity in mind. It wasn't enough to offer only elegance and engineering together.

Our pivotal masterpieces are the epitome of high performance with their industry leading thermal values and an option of one, three, or five three pin locking point systems. At Omnia you are presented with virtually endless customization options from powder coated metal facades with on board lighting components to a more subtle modern esthetic. Allow us to show you what we've curated. We think you'll like what you see.





# HARDWARE

---

Like all of our systems, our hardware is built to heighten the elegance of your space while standing up to the most stringent and demanding of requirements.

OMNIA hardware is used by planners, architects and designers requiring fully concealed hardware systems that allow for easy installation, fabrication and ultimate durability. Our hardware systems are designed with performance and versatility in mind, allowing your projects to complete on time and perform reliably for years to come.



## PIVOTS AND HINGES

---



Hinge hardware designed for fully concealed, high-weight window systems. All components aside from handles are integrated directly into the window system, providing a clean and seamless appearance.

## ROLLER UNITS

---



Our roller units provide high durability for frequent usage and high-weight systems. Roller components are built from stainless steel with PVC mounted ball bearings for smooth, quiet operation.

## STRIKER SYSTEMS

---



OMNIA strikers offer a premium appearance and lasting quality. Locking cams are located on the interior frame, allowing for units to exist flush with surfaces and integrate into many systems.

AVAILABLE SYSTEMS  
COLOR OPTIONS:





# LOCKING HARDWARE



OMNIA locking hardware integrates design and functionality across all systems. Features include locking cylinders, anti-burglary technology and a large selection of coatings and alloy options across each design.

# ESPAGNOLETTES



Our single-action espagnolettes are designed for easy installation through single-component, multi locking point construction. OMNIA's Espagnolettes feature standard anti-jimmy protection and reverse action locking systems.

# SASHES AND STAYS



Our sash and stay systems ensure that our integrated pivot and hinge units operate smoothly and securely. OMNIA sash and stay systems feature integrated hardware and high quality scissor stay guides.

AVAILABLE SYSTEMS  
COLOR OPTIONS:




# CONFIGURATIONS

---

Our systems offer a wide array of solutions throughout our product selections. Like each offering, our systems are meticulously crafted to provide multiple uses and positions to suit the many demands that standard architectural openings simply can't provide.

Each OMNIA system allows for multiple configurations to suit those demands from sliding to tilt, turn and fixed positions.



A modern interior space with large windows overlooking the ocean. The room features a white wall with text, a floor lamp, and a small table. The floor is made of light-colored wood.

THANK YOU FOR THE OPPORTUNITY  
TO PROVIDE YOU WITH A FREE  
ESTIMATE.





OMNIA ARCHITECTURAL OPENINGS

333 Washington Blvd. #156

Marina del Rey, CA 90292

[hello@omniaarchitectural.com](mailto:hello@omniaarchitectural.com)

323-522-2727